

## Technical Information Manual and Judging Guidelines

Printing Q2 2012

### Overview

This manual is intended to assist the Mopar enthusiast or vehicle judge understand the finer points of a Mopar. This manual will always be a **work in progress** and will be continuously updated as new information is discovered.

Assembling the most accurate objective information is very challenging because there were two assembly plants for A bodies, up to five assembly plants for 1963-72 B bodies and two assembly plants for E bodies (Los Angeles Assembly plant – 5800 Eastern Ave Los Angeles, Ca. and Hamtramck Assembly Plant - 7900 Jos Campau, Hamtramck, MI) . Each plant had variations to numerous assembly processes and vendors of components throughout any given production period. However, the ICCA thought about judging a Mopar is “never say it’s not possible”. There are still production processes today that are not consistently followed from day to day or vehicle to vehicle or plant to plant.

© Copyright 2012, ICCA Detroit - No portion of this publication may be reproduced or transmitted in any form or by any means, electronic or mechanical, including photocopy, recording, and or any other information storage system, without permission in writing from the publisher, except by a review who may quote brief passages in a critical article or review to be printed in a magazine or newspaper, or electronically transmitted on radio or television.

"Chrysler, Dodge, Plymouth and Mopar are trademarks of Chrysler LLC, and are used with permission. The author and publisher of this manual are not affiliated with Chrysler LLC". "Certain illustrations and data displayed herein are used with permission from Chrysler LLC".



This Mopar restoration guideline has been prepared through the assistance of many knowledgeable people whose names are listed below. The information contained within is based upon research involving published data and inspection of numerous representative vehicles.

**Contributing team members:**

<i>John Bober</i>	<i>Daniel Wyszczelski</i>	<i>Chuck Kahn</i>	<i>Byron Fettig</i>
<i>Kerry Holmes</i>	<i>Paul Jacobs</i>	<i>Bill Robik</i>	<i>Roger Wilson</i>
<i>Robert Conca</i>	<i>Mike and Mark @ Blue Star Performance</i>	<i>Kent Query</i>	<i>Eric Manual</i>
<i>Jim Ridge</i>	<i>The Finer Details</i>	<i>Mike Marcini</i>	<i>Mike Volz</i>
<i>Ken Mosier</i>	<i>Jim Clovis</i>	<i>Bob Briar</i>	<i>Ted Mazurek</i>
<i>Mel Major</i>	<i>Tom Anthony</i>	<i>Jeff Johnson</i>	<i>Robert Sharon</i>
<i>Dave Walden</i>	<i>Scott Smith</i>	<i>71 Super Bee.com</i>	<i>Kevin Maloy</i>
<i>Al Majewski</i>	<i>Roy Sastola</i>	<i>Dan Pausch</i>	<i>Tony's Mopars</i>
<i>David Matthews</i>	<i>Bill Meerholz</i>	<i>Susan George</i>	<i>The Ram Man</i>
<i>ECS Automotive</i>			<i>Bill Meerholz</i>

Printed in the United States of America  
Published by

International Chrysler Collector Authority, LLC  
[www.iccahome.org](http://www.iccahome.org)

Technical Information Manual and Judging Guide Coordination by:

*David Wise*

David Wise  
ICCA Detroit



## References

- Industrial Fasteners Institute – Identification markings for fasteners - Spring 1964 Volume 19 Number 1
- Chrysler Corporation Factory Assembly Illustrations
- Chrysler Service Manuals
- Chrysler Parts Manuals
- Chrysler Master Parts List
- Chrysler Fastener Standards Manual
- Various Chrysler Engineering Prints
- Machinery Handbook – 26<sup>th</sup> edition
- Chrysler Vehicle Restoration Reference Manuals – Guide to B body fasteners by MMC Detroit. Volume 2 & 3.
- Chrysler Vehicle Restoration Reference Manuals – Guide to E body fasteners by MMC Detroit. Volume 1.
- ICCA Restoration Reference Manual – Guide to 1970-74 E body

## Research Note

***This document is intended to be a restoration “reference guide” only.*** The information in this manual as accurate as the information that we had at the time of this printing. All references and recommendations are made without any guarantee on the part of the author, who also disclaims any liability incurred in connection with the use of this data or specific details.

**Note:** Not all vehicle component part numbers are listed in this manual. Please reference your applicable parts manuals for the specific part numbers that you are seeking.

## How to use the manual:


### Manual section identification

Each section is a stand alone section with the sections name at the top of each page. However, there is reference between some sections. Each section has the page number at the bottom of each page. The page, section and revision level number scheme is as follows:


**# 1 – 1 – 6 = section # 1, revision level # 1 and page # 6**

Note: There is sometimes that the same item may be covered in multiple sections because of the nature of the item. An example of that is the electrical. This is covered in the Chassis engine compartment and engine electrical.

### Symbols used in the manual:

 = No conclusive evidence has been discovered. Information is under review.

= Note: There is a special feature of the part or assembly they should be noted.

 = Judges Guidance – This provides the vehicle judge with guidance relative to inspecting the vehicle.

**TIP**  = Quick reference tip

**Pts #:** Points Deduction Note



## Table of Contents

<b>Section</b>	<b>Description</b>
	Overview
	References
	How to use the manual
	Table of contents
	ICCA Judging System Overview
<b>1</b>	<b>Road Runner / GTX Production Information</b>
<b>1.1</b>	<b>Vehicle Documentation Review</b>
<b>2</b>	<b>Assembly Fasteners</b>
<b>3</b>	<b>Exterior Review</b>
<b>3.1</b>	<b>Exterior Review – Top, Hood, Glass, and Moldings</b>
<b>4</b>	<b>Interior Review</b>
<b>4.1</b>	<b>Interior Review – Console, Floor, Seating, and Under dash</b>
<b>5</b>	<b>Paint Reference</b>
<b>6</b>	<b>Chassis – Engine Compartment Review</b>
<b>6.1</b>	<b>Chassis – Engine Compartment Review (Heat, AC and Cooling)</b>
<b>7</b>	<b>Chassis – Frame and Underbody Review</b>
<b>8</b>	<b>Suspension - Front and Rear Review</b>
<b>9</b>	<b>Engine Electrical Review</b>
<b>10</b>	<b>Engine Mechanical: Block Only Review</b>
<b>10.1&amp; .2</b>	<b>Engine Mechanical Build Review</b>
<b>11</b>	<b>Engine Dress Review</b>
<b>11.1</b>	<b>Engine Dress Review (Air Cleaner and Carburetor)</b>
<b>12</b>	<b>Transmission Review</b>
<b>13</b>	<b>Axle Review</b>
<b>14</b>	<b>Trunk Review</b>
<b>15</b>	<b>Tire and Wheel Review</b>
<b>16</b>	<b>Factory labels and Stickers Reference</b>
<b>17</b>	<b>Date Code References</b>
<b>18</b>	<b>Electrical Connectors</b>
<b>App</b>	<b>Appendix</b>

## ICCA Judging System Overview

### Program Overview

This program has been designed to provide events with a uniform judging standard. The process has been developed to deliver objective judging of Mopar vehicles manufactured between 1963 – 74. This information is to provide you with an idea of the standards a vehicle must pass.

### Purpose of this manual:

All judging information contained herein can be adapted to regional and local meets. This handbook is produced for the guidance of both the restorer and the critic of Chrysler automobiles. It is doubted that such a handbook could ever be complete. Legitimate exceptions or improvements will be found to the policies and guidelines as stated herein. It is hoped that succeeding editions will become more complete, more definitive and more authoritative with additions and corrections discovered by student restorer and new research. This is not an end, but a beginning.

### Purpose of the program: ICCA O.E. or U.R.O.E. certification

The program has been developed to certify the level of restoration or originality that a vehicle has achieved. This certification is intended to stay with the vehicle and the results will be archived into the ICCA Judging Operation. The status of your vehicle can be upgraded as enhancements are made. This award recognizes individuals for the restoration and preservation of Dodge and Plymouth passenger cars. This award system allows vehicles to compete against a defined standard to achieve the level of recognition that the owner desires and not against another vehicle.

The main purpose of judging is to share information and encourage the continued preservation of the history and heritage of a Chrysler automobile.

### Liability:

ICCA, LLC., liability shall not exceed the cost of our products and or services. ICCA – Detroit LLC., disclaims any warranty, either expressed or implied. ICCA – Detroit LLC., does not assume or grant any other parties to assume liability in relation with the sale or use of our products. The information in this manual is written with the understanding that the information present, if collected from various sources from which there can be no warranty or responsibility as to accuracy or completeness due in part to the variation in manufacturing and assembly of a vehicle.


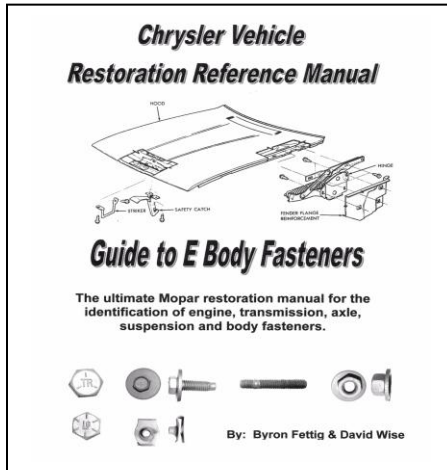
**Your next step... Ask the promoter of your favorite Chrysler event to utilize the ICCA judging system.**

For further information please review our WEB site at: [www.iccahome.org](http://www.iccahome.org)

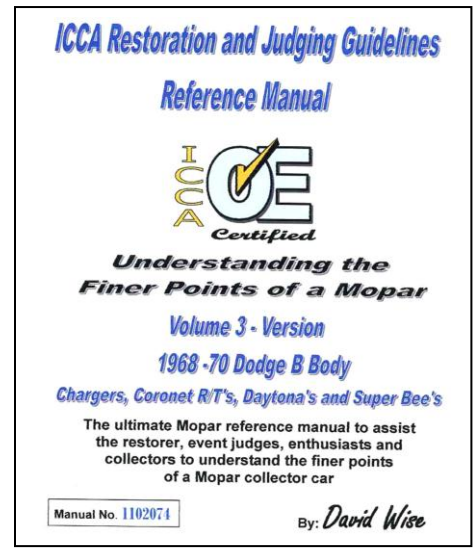
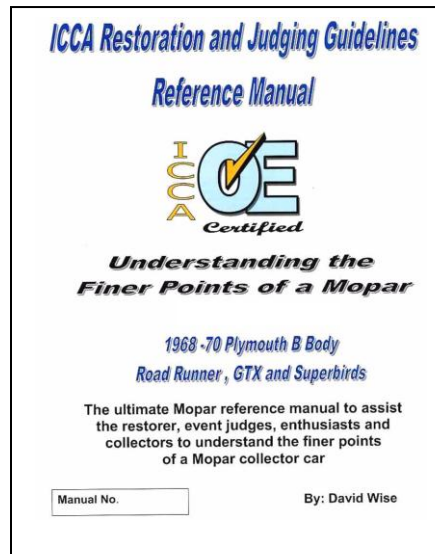
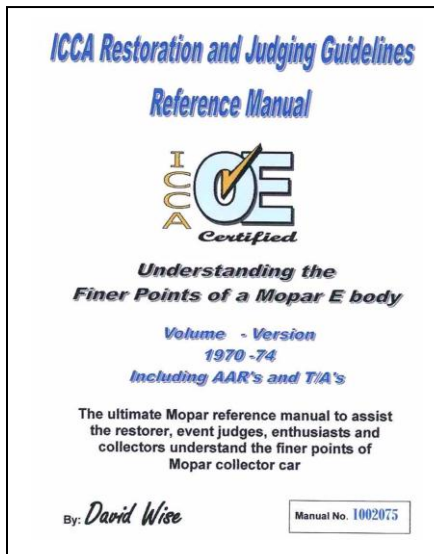
**Look for the  
logo at your  
favorite show.**



Reference Restoration Manuals Offered by MMC/ICCA Detroit.



MMC Detroit Fastener Reference Manuals



ICCA Detroit Restoration and Judging Reference Manuals



